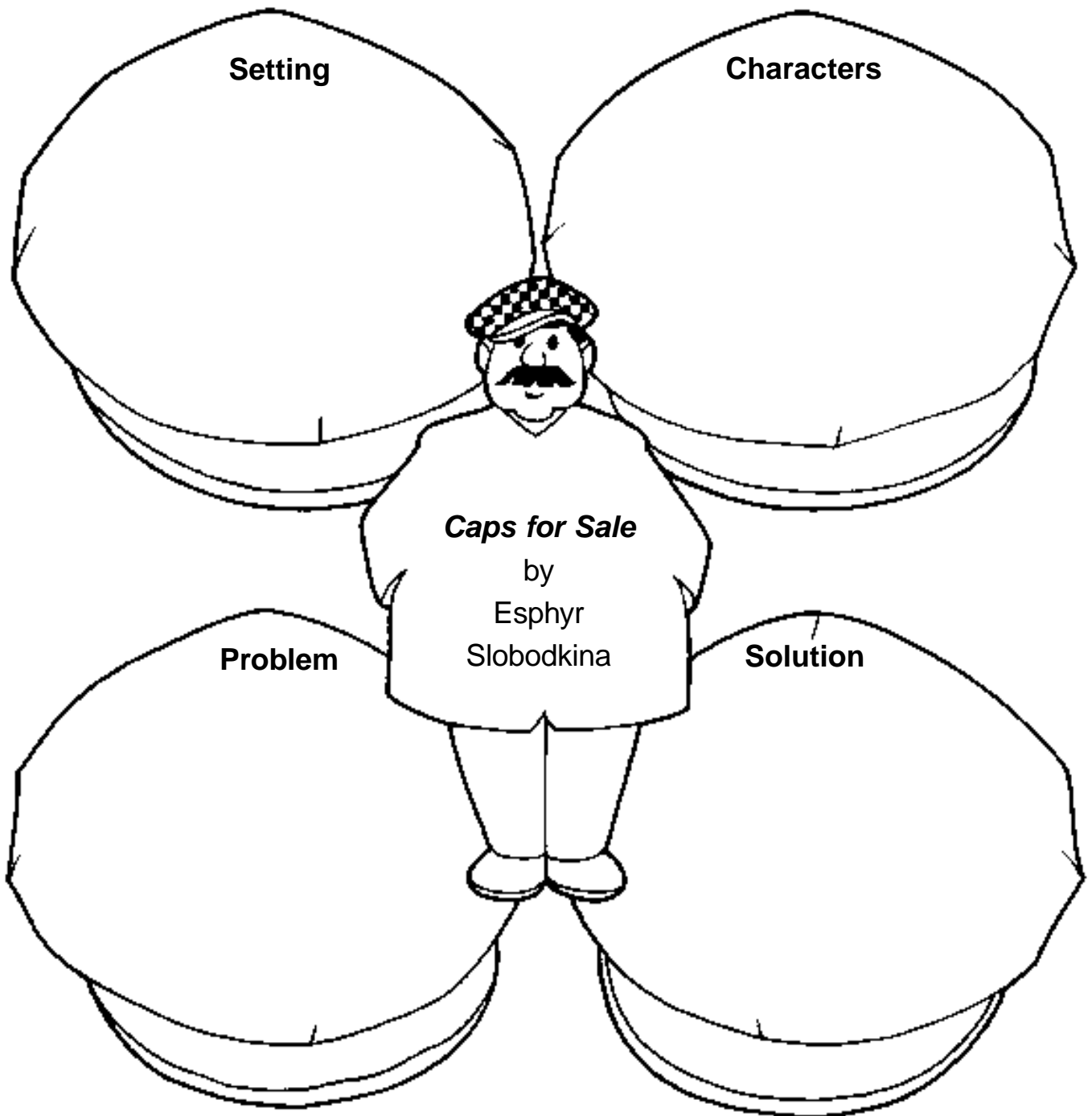


Table of Contents

Introduction	3
Sample Lesson Plan	4
Unit Planner	5
Getting to Know the Book and the Author	6
Suggestions for Using the Unit Activities	7
Unit Activities: Language Arts	
• Pocket Chart Activities	12
• Sentence Strips	14
• Pocket Chart Patterns	15
• Story Questions	16
• Stick Puppet Theaters	17
• Stick Puppet Patterns	18
• Examining the Book	19
• Vocabulary	20
• Story Elements	21
• Summarize It	22
• Caps on My Head	23
• Monkeying Around with Contractions	24
• Who Was It?	25
• What Do You Think?	26
• End It Right!	27
• Rhyming Words	28
• Sales Poster	29
• Writing Activities	30
Unit Activities: Related Curriculum	
• Figure It Out!	31
• Barrel of Monkeys®	32
• Exact Change	33
• Following Directions	34
• Cap Patterns	35
• Town and Country	36
• Career Hats	37
• Labeling a Diagram	38
• Monkey Book	39
• What Would You Do?	42
• Monkey Pattern	43
• P. E. Activities	45
Culminating Activities	
• Dramatic Reading/Dramatization	46
• A Sale of Your Own	47
Bibliography	47
Answer Key	48


Story Elements



Directions: Using a story map is an excellent way of looking at the structure of a story. A story map is simply a visual representation of the elements that make up a story: title, setting, characters, problem, and solution. Use the story map below to take a closer look at the elements that make up the story, *Caps for Sale*.



Monkey Book

Directions: Learn more about monkeys by cutting out, assembling, and reading this minibook.

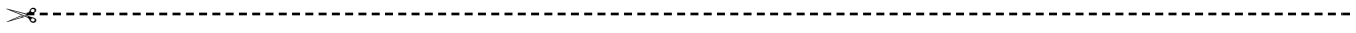






Monkeys:
A Book of Information

Name _____

1





Old World **New World**

There are more than 100 types of monkeys. They are divided into two groups, Old World monkeys and New World monkeys. The Old World monkeys live in Africa and Southeast Asia. The New World monkeys live in South America and Central America. A monkey can live to be more than 20 years old.

2

