

# Kids Learn!

Review Kindergarten

Get Ready for First Grade

**Editor-in-Chief**

Sharon Coan, M.S.Ed.

**Editorial Manager**

Gisela Lee, M.A.

**Editors**

Jenni Corcoran, M.A.Ed.

Maria Elvira Gallardo, M.A.

Wanda Kelly, M.A.

Kathy Knoblock, M.A.Ed.

Jodene Smith, M.A.Ed.

**Cover Artist**

Lee Aucoin

**Creative Director**

Lee Aucoin

**Imaging**

Sandra Riley

Don Tran

**Publisher**

Rachelle Cracchiolo, M.S.Ed.



*Teacher Created Materials*

5301 Oceanus Drive  
Huntington Beach, CA 92649

[www.tcmpub.com](http://www.tcmpub.com)

ISBN 978-1-4258-0283-7

©2007 *Teacher Created Materials Publishing*

Reprinted 2008

Made in U.S.A.

# Table of Contents/Índice de materias

## *Useful Ideas and Suggestions for Parents* *Ideas y sugerencias útiles para padres*

Things to Do at Home . . . . .	4
Cosas para hacer en casa . . . . .	5
Things to Do in the Community . . . . .	6
Cosas para hacer en la comunidad . . . . .	7
Introduction to Vacation Reading Introducción a la lectura de las vacaciones . . . . .	8
Suggested Vacation Reading Libros sugeridos para la lectura de las vacaciones . . . . .	9
Reading Log Registro de la lectura . . . . .	10
Websites for Parents and Kids Sitios web para padres y niños . . . . .	11
Reading Fluency/Fluidez en la lectura . . . . .	12
Strategies for Fluency Practice Estrategias para practicar la fluidez . . . . .	13
Glossary . . . . .	14
Glosario . . . . .	16
Tips for Using This Book Consejos para usar este libro . . . . .	18

## *Weekly Activities for Students* *Actividades semanales para estudiantes*

Week 1/Semana 1 . . . . .	20
Challenge Project for Week 1 Proyecto de desafío para la semana 1 . . . . .	30
Completion Certificate Certificado de terminación . . . . .	31
Week 2/Semana 2 . . . . .	32
Challenge Project for Week 2 Proyecto de desafío para la semana 2 . . . . .	42
Completion Certificate Certificado de terminación . . . . .	43
Week 3/Semana 3 . . . . .	44
Challenge Project for Week 3 Proyecto de desafío para la semana 3 . . . . .	54
Completion Certificate Certificado de terminación . . . . .	55
Week 4/Semana 4 . . . . .	56
Challenge Project for Week 4 Proyecto de desafío para la semana 4 . . . . .	66
Completion Certificate Certificado de terminación . . . . .	67
Week 5/Semana 5 . . . . .	68

Challenge Project for Week 5 Proyecto de desafío para la semana 5 . . . . .	78
Completion Certificate Certificado de terminación . . . . .	79
Week 6/Semana 6 . . . . .	80
Challenge Project for Week 6 Proyecto de desafío para la semana 6 . . . . .	90
Completion Certificate Certificado de terminación . . . . .	91

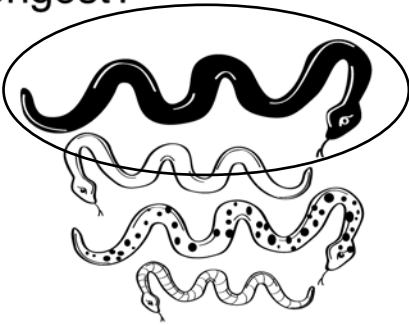




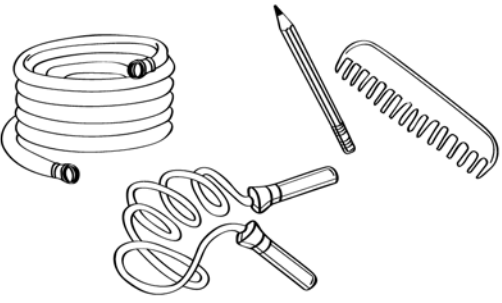
## *Extra Activities/Actividades adicionales*

Color Words Los nombres de los colores . . . . .	92
Hundreds Chart Tabla de centenar . . . . .	93
Shapes Figuras . . . . .	94
Telling Time Diciendo la hora . . . . .	95
Answer Key/Respuestas . . . . .	97

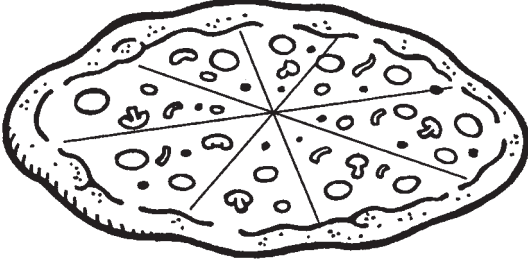
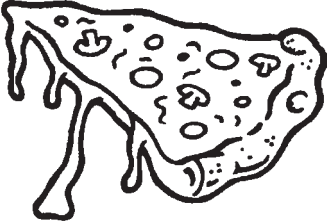





# Longest and Shortest

Circle the correct one.

*Encierra en un círculo lo correcto.*

<p><b>1</b> Which snake is the longest?</p> 	<p><b>2</b> Which fish is the shortest?</p> 
<p><b>3</b> Which snake is the shortest?</p> 	<p><b>4</b> Which fish is the longest?</p> 
<p><b>5</b> Which animal is the shortest?</p> 	<p><b>6</b> Which object is the longest?</p> 

# Complete Sentences

 <p><b>pizza</b></p>		
 <p><b>cheesy</b></p>	 <p><b>tasty</b></p>	 <p><b>hot</b></p>
 <p><b>good</b></p>	 <p><b>smells</b></p>	 <p><b>fresh</b></p>

Create your own sentences using the words above.

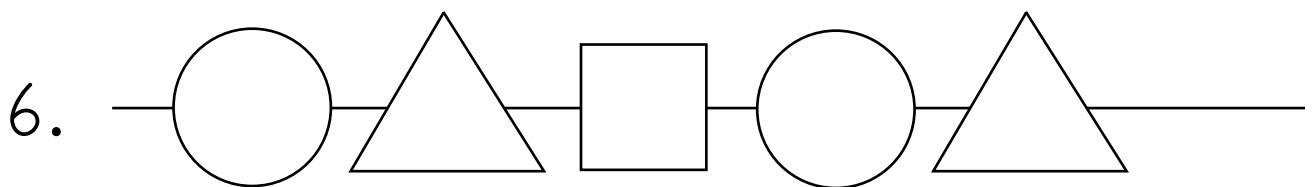
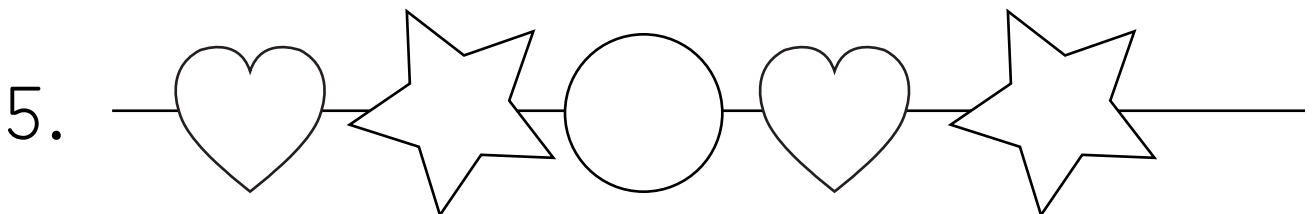
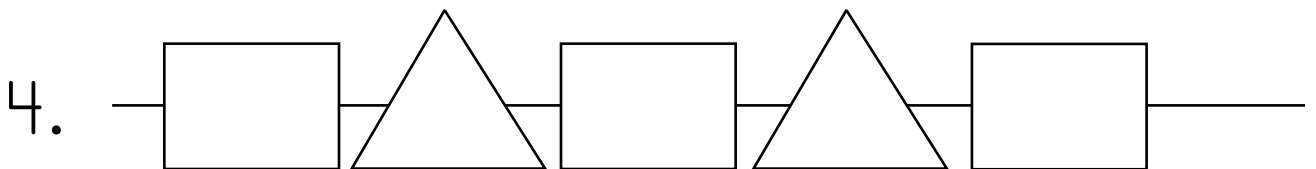

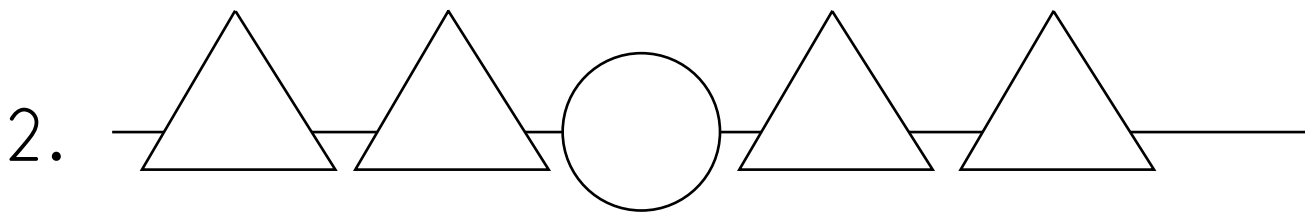
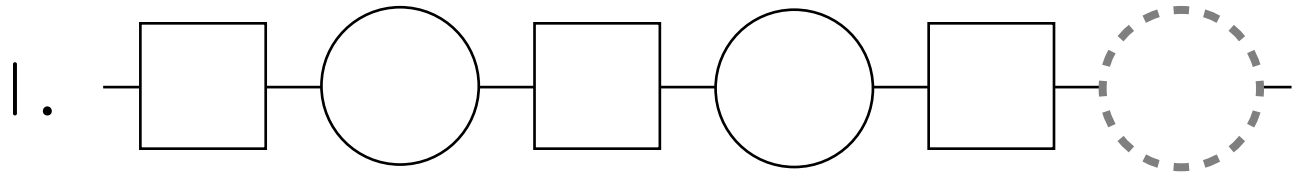
*Haz tus propias oraciones usando las palabras de arriba.*

1. The pizza is \_\_\_\_\_
2. The pizza \_\_\_\_\_
3. The \_\_\_\_\_
4. \_\_\_\_\_

# Recognizing Patterns

Continue each pattern.









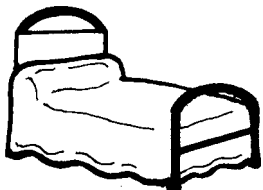



*Completa cada patrón.*



# Choose the Vowel

Say the name of the picture. Circle the letter that matches the short vowel sound.

Di el nombre del dibujo. Encierra en un círculo la letra que concuerda con el sonido corto de la vocal.

1. 	2. 	3. 	4. 
a e i o <b>u</b>	a e i o u	a e i o u	a e i o u
5. 	6. 	7. 	8. 
a e i o u	a e i o u	a e i o u	a e i o u
9. 	10. 	11. 	12. 
a e i o u	a e i o u	a e i o u	a e i o u