


Grade 3

# Building Fluency

## Through Practice & Performance




Written and Compiled by  
Timothy Rasinski and Lorraine Griffith

 SHELL EDUCATION

# Table of Contents

<b>Foreword</b> . . . . .	5	Ice Town . . . . .	35
<b>Introduction</b> . . . . .	7	A Serenade for New Year's Eve . . . . .	35
<b>Standards Correlations</b> . . . . .	12	Song for a Little House . . . . .	36
<b>Poems and Rhymes</b> . . . . .	13	O Wind, Why Do You Never Rest? . . . . .	37
Moses' Toeses . . . . .	14	The Vulture . . . . .	37
She Sells Seashells . . . . .	14	Little Raindrops . . . . .	38
A Tutor . . . . .	15	Wishing . . . . .	40
The Odd Couple . . . . .	15	The Window . . . . .	41
Stately Verse . . . . .	16	What Do the Stars Do? . . . . .	41
My Kitty . . . . .	17	The Cat of Cats . . . . .	42
The Silent Snake . . . . .	18	Eletelephony . . . . .	42
A Pleasant Day . . . . .	19	Tit for Tat . . . . .	43
Tom, Tom, the Piper's Son . . . . .	20	<b>Song Lyrics</b> . . . . .	44
Goin' Fishing with the Wind . . . . .	21	When Johnny Comes Marching Home Again . . . . .	45
The Man Who Had Naught . . . . .	21	Look for the Silver Lining . . . . .	47
Mrs. Mason's Basin . . . . .	22	My Grandfather's Clock . . . . .	48
Hurt No Living Thing . . . . .	22	Down in the Valley . . . . .	52
Simple Simon . . . . .	23	Li'l Liza Jane . . . . .	54
Grasshopper Green . . . . .	24	My Old Kentucky Home . . . . .	55
The Eagle . . . . .	25	Old Dan Tucker . . . . .	57
Give Me the Splendid Silent Sun . . . . .	25	Hey, Ho, Nobody Home . . . . .	58
The Land of Story-Books . . . . .	26	Simple Gifts . . . . .	59
Allergies . . . . .	28	Swing Low, Sweet Chariot . . . . .	60
To Every Thing There Is a Season . . . . .	29	This Little Light of Mine . . . . .	61
The Grass . . . . .	30	Alberta . . . . .	63
Song of the Sky Loom . . . . .	30	Cindy . . . . .	64
The Daffodils . . . . .	31		
The Story of Fidgety Philip . . . . .	32		
On the Bridge . . . . .	33		
New Year Snow . . . . .	34		



# Introduction

## How to Use This Book


The texts in this book are engaging and enjoyable. Students will want to read, reread, and perform these texts. As they do, they will develop into fluent readers, improving their abilities to recognize words accurately and effortlessly, and read with meaningful expression and phrasing. However, you, the teacher, are the most important part in developing instruction that includes these texts.

The texts need to be read repeatedly or rehearsed over several days. Introduce one text at a time and practice it over two to five days, depending on how quickly your students develop fluent mastery. Write the text you are going to teach on chart paper or project it on an overhead transparency or in a *PowerPoint* presentation. Read the text with your students several times a day. Read it at the beginning of each day; read it during various breaks in the day; and read it at the end of each day. Encourage the students to read, rehearse, and perform their passages in a variety of ways—solos, duos, trios, quartets, whole group, choral, alternating lines, and more.

Make two copies of the text for each student. Have the students keep one copy at school in a “fluency folder.” The other copy can be sent home with the students so that they can continue practicing the text with their families. Communicate to families the importance of repeated practice at school and at home.

The various sections (Poems and Rhymes, Song Lyrics, and Reader’s Theater) are not presented in reading-level order. However, the pieces within each section have been sequenced from easiest to most difficult. We encourage you to stretch your students by challenging them to read passages that may seem difficult for them on initial reading. Students can often handle material that is more challenging if they have the opportunity to rehearse the passage and be guided in their rehearsal by you and other students in the class.

It is important to note, as you select texts from this book, that many traditional versions of texts have been altered and appear in various forms. The version in this book may not have the exact wording with which you are familiar. In this case, enjoy the exposure to another version of the traditional text, or feel free to type the words to the version you know, and allow your students to perform that version.





Song Lyrics



## Down in the Valley

Down in the valley, valley so low,  
Hang your head over, hear the wind blow.  
Hear the wind blow, love, hear the wind blow.  
Hang your head over, hear the wind blow.

Roses love sunshine. Violets love dew.  
Angels in heaven know I love you.  
Know I love you, love, know I love you,  
Angels in heaven know I love you.

Down in the valley, valley so low,  
Hang your head over, hear the wind blow.  
Hear the wind blow, love, hear the wind blow.  
Hang your head over, hear the wind blow.

If you don't love me, love whom you please.  
Throw your arms 'round me, give my heart ease.  
Give my heart ease, love, give my heart ease,  
Throw your arms 'round me, give my heart ease.

Down in the valley, valley so low,  
Hang your head over, hear the wind blow.  
Hear the wind blow, love, hear the wind blow.  
Hang your head over, hear the wind blow.



Song Lyrics



## Down in the Valley (cont.)

Build me a castle, forty feet high,  
So I can see her as she rides by.  
As she rides by, love, as she rides by,  
So I can see her as she rides by.

Down in the valley, valley so low,  
Hang your head over, hear the wind blow.  
Hear the wind blow, love, hear the wind blow.  
Hang your head over, hear the wind blow.

Write me a letter. And send it by mail.  
Send it in care of the Birmingham jail.  
Birmingham jail, love, Birmingham jail,  
Send it in care of the Birmingham jail.

Down in the valley, valley so low,  
Hang your head over, hear the wind blow.  
Hear the wind blow, love, hear the wind blow.  
Hang your head over, hear the wind blow.