

BOOK ADVENTURES

Classroom Library

Lessons and Activities

Kindergarten

Table of Contents

Teacher's Travel Guide (7 pages)

Bunny's Magic Day (full reader, 12 pages)

My Book Adventures Passport: Grades PK–1 (3 pages)



GRADE

K

BOOK ADVENTURES

Classroom Library

TEACHER'S
TRAVEL GUIDE



TABLE OF CONTENTS

Teacher Resources

Welcome Letter	5
Packing List	6
All Aboard: Engage Your Readers!	8
Enjoy the Journey	10
My Book Adventures Passports	12
Flying Solo: Reading Beyond the Classroom	13

Student Resources


Reading Road Map	14
Books I Love	15
Cover Artist	16
Book Scavenger Hunt	17
Think and Wonder	18
Book Bingo Card	19
Sight Words Hunt	20
What Comes Next?	21
Book Award	22

Additional Resources

Family Letter	23
Video Library Overview	24



PACKING LIST



Explore this *Teacher's Travel Guide* to discover how to use the components in the classroom library, get ideas to inspire students to read, and find student activity sheets that support reading engagement.

Scan the QR code or visit this link for a full list of titles included in the classroom library.*

tcmpub.digital/bak_books



Fiction and Nonfiction Books

The books are grouped into 9 captivating themes:

- Adventure Stories
- American Symbols
- Blast Off: Into Space
- Fun and Games
- Happy, Healthy Me
- Plants, Animals, and Habitats
- School and Community
- Traditional Tales
- Weather Wonders

A short video is included to introduce each theme and motivate students. See page 24 for more information. All books bring varied cultures, backgrounds, and eras to the classroom, motivating students to experience different perspectives.



* Due to publisher availability, there may be times when our team of experts selects substitutions for titles in the classroom library. Please note that substitutions will have the same reading and interest levels as the original titles.



Getting Started with Your Collection

Your *Book Adventures* collection comes ready to use, with each theme conveniently packaged together. You'll find three bins in your set, and you can arrange your books in a way that works best for your students and classroom setup.

Bookmarks (30 copies) aren't just placeholders—they're portable activities. Students can use them to turn every reading session into an interactive journey.



A set of **passport genre stickers** (15 sheets) allows students to track their reading progress with completed genre "stamps." Students can use the included **star stickers** to rate books they've read on the *Share Your Favorite Book* poster and in their *My Book Adventures Passports*.



Two full-color **posters** will transform your classroom walls and inspire students to take off on their next reading adventures.

The *My Book Adventures Passports* (30 copies) are provided to help your students celebrate reading. They will use their passports to track and respond to the books they read.



ALL ABOARD: ENGAGE YOUR READERS!

Engaging students in reading is vital for creating a positive first impression of literacy that will nurture a lifelong love of reading and learning. When students actively participate in reading through shared read-alouds and enriching activities, they build confidence and begin to see themselves as readers. This sense of ownership piques their interest in language and stories and can motivate them to explore a wide range of genres and subjects.

When young students participate in games, creative projects, and activities that revolve around reading, they develop strong vocabulary and improved communication skills. Engaged readers are more likely to carry their enthusiasm for reading beyond the classroom, further building skills that will support success in all areas of life.

Here are some practical tips for keeping students motivated and excited about reading.

Learning with the Bookmarks

Encourage students to use their bookmarks as they read. Be sure to discuss their responses to the activity on the back of the bookmarks. You might even want to provide supplies for students to create their own interactive bookmarks!

Interacting with the Posters

Display the posters in your classroom. Throughout the year, encourage students to use sticky notes to add questions to the *What Are You Wondering?* poster. On the *Share Your Favorite Book* poster, each student should add and rate their favorite book at some point during the school year.

Personalizing with the Stickers

Keep the passport and star stickers in a central location where students can access them so they don't get lost or damaged. Students should add the passport genre stickers to each page of their *My Book Adventures Passports*. The stickers will help students determine which genres they read most often. The star stickers can also be used on the passport pages or the *Share Your Favorite Book* poster to rate the books they've read.

Make Predictions

Before beginning to read aloud a new book, show students the front cover and share the title. Flip through the pages, showing students the images. Then, call on students to share what they observed. Encourage them to make predictions about what might happen in the book.



ENJOY THE JOURNEY

Use these individual, partner, and whole-class activities to guide and enhance students' book adventures.

Cover Redesign

Have each student draw a new design for the cover of a book. First, have them brainstorm their favorite parts or important events from the book. Then, they can use *Cover Artist* (page 16) to draw and color new covers. If possible, have them add the titles to their drawings.

Puppet Retelling

Pair students and have them create puppets of the main characters in a fiction book. They could use paper and craft sticks, socks, mittens, or paper bags. When they are finished, have students retell the story using their puppets.

Book Scavenger Hunt

After reading a book aloud, work as a class to complete *Book Scavenger Hunt* (page 17). Read aloud the clues and flip through the book, having students raise their hands if they spot the clues.



Story Guessing Game

Display 4–6 books students have read and are familiar with. Write a sentence or phrase from each book on the board or chart paper. Read the sentences one at a time, and have students match the sentence to the book it comes from.

I Wonder...

As students listen to a book being read aloud, stop every few pages and give them a chance to ask questions about the book. After reading, encourage them to choose their favorite questions or think of new ones, and have them complete *Think and Wonder* (page 18) entries to post in the classroom.

Classroom Theater

After students are familiar with a fiction book, assign them to play the roles of the characters. (If there are only a few characters in a book, assign groups of students to each role.) Read the book aloud again, and have students act out the actions of the characters as they listen.

Jigsaw Puzzle

Make copies of book covers students have read. Cut them into puzzle pieces and put the pieces into small bags. Have students work in small groups to put the puzzles together, match the cover to the book, and read it together.

Bingo!

As a class, brainstorm book-related goals for squares in *Book Bingo Card* (page 19). (For example, Read about animals.) Create a copy of the card for each student and have them draw or write the goals in each square. Have them cross out a square each time they read a matching book that month.



Name: _____ Date: _____

Reading Road Map

Directions: Find the genre of the book you read. Write the title on the line.


FICTION

**TRADITIONAL
STORY**

BIOGRAPHY

NONFICTION


Bunny's Magic Day



By Dani Neiley

Illustrated by Duncan Beedie

Bunny's Magic Day



By Dani Neiley
Illustrated by Duncan Beedie



I help with the cape.



I help with the hat.



I help with the wand.



I help with the drape.



I help with the cards.



I help with the trick.



I help with the cage.



I help with the bird.



I help with the wave.



I help with the show!

Publishing Credits

Rachelle Cracchiolo, M.S.Ed., *Publisher*
Conni Medina, M.A.Ed., *Editor in Chief*
Nika Fabienke, Ed.D., *Content Director*
Véronique Bos, *Creative Director*
Shaun Bernadou, *Art Director*
Stephanie Loureiro, *Associate Editor*
Jess Johnson, *Graphic Designer*

Image Credits: Illustrations by Duncan Beedie.

Library of Congress Cataloging-in-Publication Data

Names: Neiley, Dani, author. | Beedie, Duncan, illustrator.
Title: Bunny's magic day / by Dani Neiley ; illustrated by Duncan Beedie.
Description: Huntington Beach, CA : Teacher Created Materials, 2019. |
Summary: "How does a bunny help his magician? Magic, of course!"--
Provided by publisher
Identifiers: LCCN 2019014341 | ISBN 9781644913079 (pbk.)
Subjects: | CYAC: Rabbits--Fiction. | Magicians--Fiction.
Classification: LCC PZ7.1.N397 Bu 2019 | DDC [E]--dc23 LC record available
at <https://lcn.loc.gov/2019014341>

TCM | Teacher
Created
Materials

5301 Oceanus Drive
Huntington Beach, CA 92649-1030
www.tcmpub.com

ISBN 978-1-6449-1307-9

© 2020 Teacher Created Materials, Inc.

Bunny's Magic Day

How does a bunny
help his magician?
Magic, of course!

Reading Levels

Guided Reading: C

DRA Level: 1

Lexile® Level: BR70L

TCM | Teacher
Created
Materials

109842

ISBN-13: 978-1-6449-1307-9



9 781644 913079



MY BOOK ADVENTURES Passport



Name: _____

Title _____

Author _____

Rating



Place genre
sticker here.

Directions: Draw your favorite part of
the book.

A large, rounded rectangular box with a thin black border, intended for drawing. It is surrounded by light gray, cloud-like decorative shapes.

Title _____

Author _____

Rating



Directions: Write about what happens in the book.

