

Sample Pages from

**Teacher Created Materials**  
PUBLISHING

Created *by* Teachers *for* Teachers and Students

Thanks for checking us out. Please call us at 800-858-7339 with questions or feedback, or to order this product. You can also order this product online at [www.tcmpub.com](http://www.tcmpub.com).

For correlations to State Standards, please visit  
[www.tcmpub.com/administrators/correlations](http://www.tcmpub.com/administrators/correlations)

To Create a World <sup>in</sup> which  
Children Love to Learn!

800-858-7339 • [www.tcmpub.com](http://www.tcmpub.com)

**TIME**  
**FOR KIDS**


**Teacher's  
Guide**

**Practicing  
for *Success***



# **STAAR**

## **Mathematics**



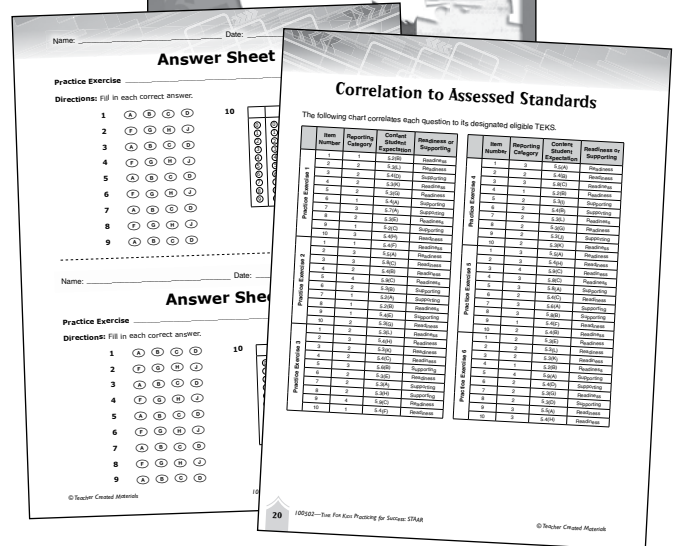

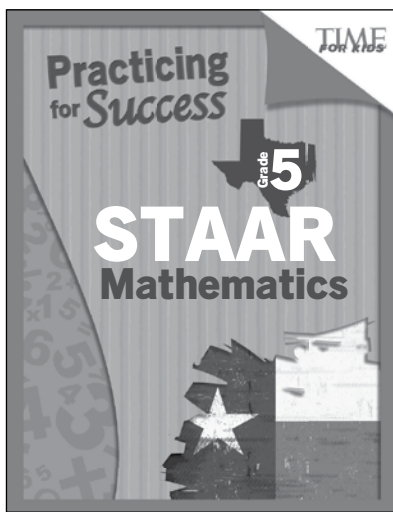
# Table of Contents

Today's Tests . . . . .	4
How to Use This Resource. . . . .	7
Making It Meaningful . . . . .	8
Testing Tips . . . . .	11
Testing Tips (Spanish) . . . . .	13
Answer Sheet. . . . .	15
Answer Sheet (Spanish) . . . . .	16
Answer Key . . . . .	17
Correlation to Assessed Standards . . . . .	20
References Cited . . . . .	24

# How to Use This Resource

The practice exercises in this resource have been designed to offer students the opportunity to prepare for STAAR Reading by providing questions aligned to the eligible TEKS, in a style and format that mirrors STAAR tests.

In order to succeed on STAAR, students must be able to correctly record answers on a separate answer sheet. While the practice exercises in the student book can certainly be used without the answer sheet, including its use as part of test preparation gives students practice with properly filling in bubbles and finding the correct location to record an answer for each test item.



The student book includes practice exercises that cover information from each of the reporting categories.

The Teacher's Guide provides the resources and background information needed to support students with the practice exercises, including reproducible answer sheets and a correlation to the assessed standards chart.

Name: \_\_\_\_\_ Date: \_\_\_\_\_

# Answer Sheet

Practice Exercise \_\_\_\_\_

Directions: Fill in each correct answer.

- 1    (A)   (B)   (C)   (D)
- 2    (F)   (G)   (H)   (J)
- 3    (A)   (B)   (C)   (D)
- 4    (F)   (G)   (H)   (J)
- 5    (A)   (B)   (C)   (D)
- 6    (F)   (G)   (H)   (J)
- 7    (A)   (B)   (C)   (D)
- 8    (F)   (G)   (H)   (J)
- 9    (A)   (B)   (C)   (D)

10

			.		
0	0	0		0	0
1	1	1		1	1
2	2	2		2	2
3	3	3		3	3
4	4	4		4	4
5	5	5		5	5
6	6	6		6	6
7	7	7		7	7
8	8	8		8	8
9	9	9		9	9

-----

Name: \_\_\_\_\_ Date: \_\_\_\_\_

# Answer Sheet

Practice Exercise \_\_\_\_\_

Directions: Fill in each correct answer.

- 1    (A)   (B)   (C)   (D)
- 2    (F)   (G)   (H)   (J)
- 3    (A)   (B)   (C)   (D)
- 4    (F)   (G)   (H)   (J)
- 5    (A)   (B)   (C)   (D)
- 6    (F)   (G)   (H)   (J)
- 7    (A)   (B)   (C)   (D)
- 8    (F)   (G)   (H)   (J)
- 9    (A)   (B)   (C)   (D)

10

			.		
0	0	0		0	0
1	1	1		1	1
2	2	2		2	2
3	3	3		3	3
4	4	4		4	4
5	5	5		5	5
6	6	6		6	6
7	7	7		7	7
8	8	8		8	8
9	9	9		9	9