



Addy's Chair to Everywhere

Debi Novotny
illustrated by
Jomike Tejido

Addy's Chair to Everywhere



Debi Novotny

illustrated by Jomike Tejido

free spirit
PUBLISHING®



Text copyright © Debi Novotny
Illustrations copyright © Free Spirit Publishing

All rights reserved under international and Pan-American Copyright Conventions. Unless otherwise noted, no part of this book may be reproduced, stored in a retrieval system, or transmitted in any form or by any means, electronic, mechanical, photocopying, recording or otherwise, without express written permission from the publisher, except for brief quotations and critical reviews. For more information, go to freespirit.com/permissions.

Free Spirit, Free Spirit Publishing, and associated logos are trademarks and/or registered trademarks of Teacher Created Materials. A complete listing of our logos and trademarks is available at freespirit.com.

Library of Congress Cataloging-in-Publication Data

Names: Novotny, Debi, author. | Tejido, Jomike, illustrator.

Title: Addy's chair to everywhere / Debi Novotny ; illustrated by Jomike Tejido.

Description: Minneapolis, MN : Free Spirit Publishing, an imprint of Teacher Created Materials, Inc., 2024. | Audience: Ages 3–6.

Identifiers: LCCN 2023042729 (print) | LCCN 2023042730 (ebook) | ISBN 9798765922477 (hardcover) | ISBN 9798765922484 (ebook) | ISBN 9798765922491 (epub)

Subjects: CYAC: Stories in rhyme. | People with disabilities--Fiction. | Wheelchairs--Fiction. | Imagination--Fiction. | Play--Fiction. | Friendship--Fiction. | BISAC: JUVENILE FICTION / Disabilities | JUVENILE FICTION / Social Themes / Friendship | LCGFT: Stories in rhyme. | Picture books.

Classification: LCC PZ8.3.N85555 Ad 2024 (print) | LCC PZ8.3.N85555 (ebook) | DDC [E]--dc23

LC record available at <https://lcn.loc.gov/2023042729>

LC ebook record available at <https://lcn.loc.gov/2023042730>

Free Spirit Publishing does not have control over or assume responsibility for author or third-party websites and their content.

Edited by Cassie Labriola-Sitzman
Cover and interior design by Colleen Pidel

Free Spirit Publishing
An imprint of Teacher Created Materials
9850 51st Avenue North, Suite 100
Minneapolis, MN 55442
(612) 338-2068
help4kids@freespirit.com
freespirit.com

To the Rover Rams and friends everywhere . . .
adventures await! —DN

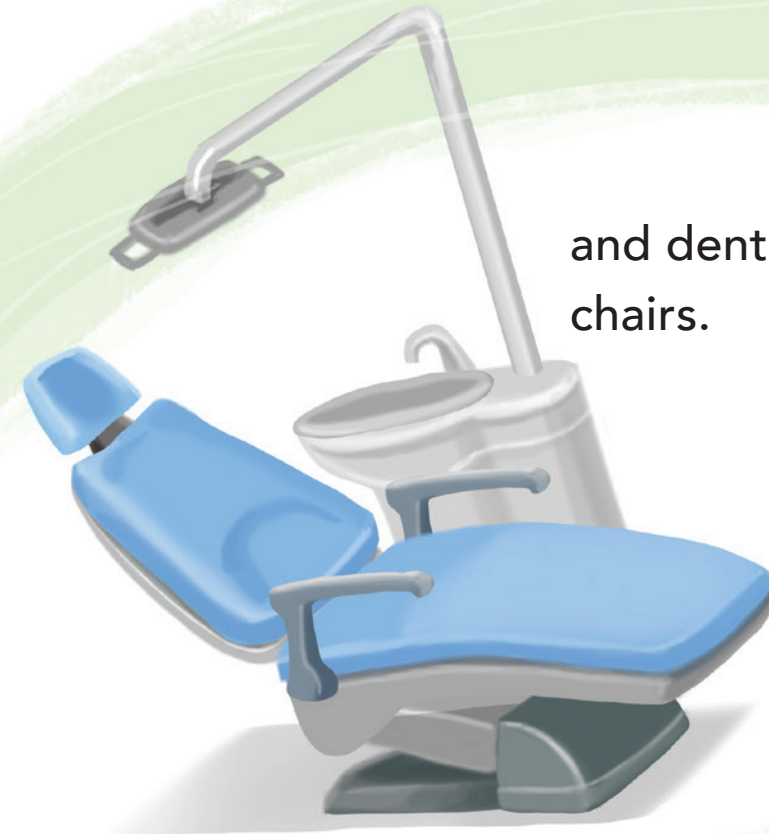
To Fuji and Sophia
Love, Pop



There are rocking chairs



and reading chairs,




and dentist chairs.



Chairs that wobble, chairs that swivel.

Squishy chairs with room to wriggle.



Chairs of many shapes and sizes. A special chair with big surprises . . .

haircut chairs



Her chariot nears! Hail Addy, the queen!



Or maybe she captains a submarine.



A Note for Teachers and Care Providers


I wrote *Addy's Chair to Everywhere* to show what an inclusive classroom looks like and to help readers of all ages see disabled children as whole children, not as just their disability. I want readers to meet Addy and get to know her kindness, her creativity, her vibrant imagination, and her playful spirit.

Following a leg surgery and rehabilitation due to cancer, I taught for a while from a wheelchair. After some time spent healing, I moved to using a walker, then crutches, and then a cane. These experiences opened my eyes to the lack of books and resources about and featuring disabled children. And they made me even more committed to building a welcoming, adaptive, and inclusive classroom community that would help my students thrive. This story is not about being a young wheelchair user—that's not my story to tell. Rather I hope it encourages children to play, grow, and build an inclusive world.

Building an Inclusive Community

A community is a group of people in the same space or place who share common interests and goals. For children, being part of a community and feeling a sense of belonging in the group is crucial for social and emotional development. It helps them feel comfortable to take risks and be their full, wonderful selves. In *Addy's Chair to Everywhere*, Addy and the other children in her class create a magical world where individual strengths are encouraged, friendship bonds are created through a common love for imagination and play, and everyone belongs.

You can grow a sense of community in your group by giving children freedom to express themselves, both verbally and nonverbally, and by providing opportunities for children to learn from and understand how they each experience the world.



What this inclusive environment and strong community looks like depends on your classroom and your students. Here's one example from my own classroom: when a partially blind student came to the carpet for storytime, her classmates would hold their hands above their heads so she could feel her way to an empty spot on the rug. It became a game that brought giggles to everyone. I also borrowed goggles from a school for the blind so children could see what their classmate was experiencing as her vision declined, helping develop empathy and social awareness for all.

Here are four ideas for building community and fostering inclusive play using real-life scenarios and hands-on activities.

TIP #1: Let Children Arrange the Space

Let children take ownership of their environment: Invite them to help arrange the furniture and toys in the classroom, in a play area, at home, or in their room. In my kindergarten classroom, there were tables, chairs, and play centers set up around the room where important work took place.

But I also wanted to enlist children's help in creating a space that truly worked for everyone. I placed the small, moveable furniture pieces in the center of the room and told my students that they could decide where the furniture went. Then I watched as magic happened. The children discussed where the furniture pieces would work best for everyone in the group. They enjoyed making big decisions in this real-life situation while practicing important life skills within their community of learners: namely teamwork, responsibility, cooperation, ownership, and friendship.

